BEAM SCHEDULE

GRADE OF CONCRETE - M25

BEAM MKD	BEAM SIZE		REINFT. AT SUPPT		REINFT. AT SPAN		STIRRUPS	
	WIDE	DEPTH	TOP	BOTTOM	TOP	BOTTOM	SUPPORT	SPAN
B1	250	450	3-20 T	3-20 T	3-20 T	3-20 T	8 T @100C/C	8 T @200C/C
B2	250	450	3-20 T 2-16 T	3-20 T	3-20 T	3-20 T 2-16 T	8 T @100C/C	8 T @200C/C
B3	250	450	3-20 T	3-20 T	3-20 T	3-20 T 2-16 T	8 T @100C/C	8 T @100C/C
B4	250	450	3-20 T 2-20 T	3-20 T	3-20 T	3-20 T 2-20 T	8 T @100C/C	8 T @200C/C

PILE CAP SCHEDULE

GRADE OF CONCRETE - M25

TYPE	SIZE	DEPTH	REINFORCEMENT IN SHORTER DIRECTION	REINFORCEMENT IN LONGER DIRECTION
2P	750X2100	750	12 @200 C/C (T) 16 @100 C/C (B)	12 @200 C/C (T) 16 @100 C/C (B)
3P	AS SOWN	900	12 @200 C/C (T) 16 @100 C/C (B)	12 @200 C/C (T) 16 @100 C/C (B)
4P	2100X2100	900	16 @100 C/C (T) 16 @100 C/C (B)	16 @100 C/C (T) 16 @100 C/C (B)
11P	3080X4600	1000	16 @100 C/C (T) 16 @100 C/C (B)	16 @100 C/C (T) 16 @100 C/C (B)

COLUMN SCHEDULE

GRADE OF CONCRETE - M25

ROOF LVL TO 2ND FLOOR	6-20+4-16 TOR	14-20 TOR	12-20 TOR
FOUNDATION TO 2ND FLOOR	6-20+4-16 TOR	14-20 TOR	12-20 TOR
COL SIZE	300X500	300X500	300X500
LINK	8T @ 75C/C UP TO 750 FROM BEAM SOFFIT & SLAB TOP & REST PORTION 8T @150C/C		
COL MARKED	C1,C2,C3,C4,C5, C6,C7,C8,C10,C12	C9	C11

SCHEDULE OF FLOOR AND ROOF SLAB

PANEL MKD.	REINFORCEMENT IN SHORTER DIRECTION	REINFORCEMENT IN LONGER DIRECTION
S1(125C.)	8 TOR @125 C/C(Top) 8 TOR @150 C/C(Bot.)	8 TOR @150 C/C(Top) 8 TOR @170 C/C(Bot.)
S2(150C.)	10 TOR @125 C/C(Top) 10 TOR @150 C/C(Bot.)	10 TOR @125 C/C(Top) 10 TOR @150 C/C(Bot.)

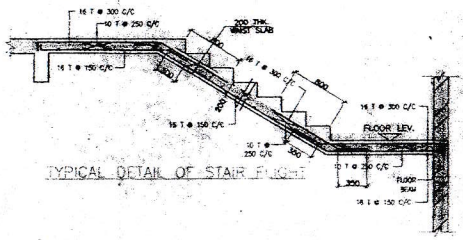

TYPICAL DETAIL OF STAIR FLIGHT

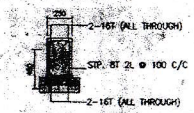

DETAIL OF TIE BEAM
MKD. TB-1(250X450)

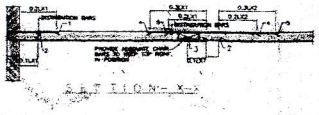

SECTION - X-X

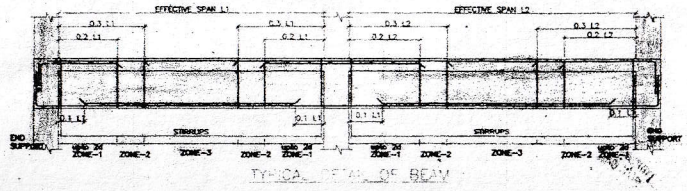

TYPICAL DETAIL OF BEAM

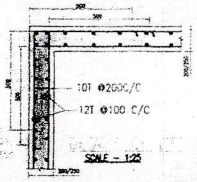

SCALE - 1:25

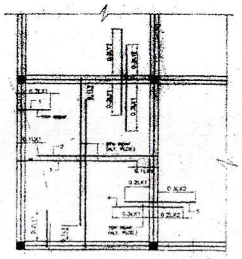

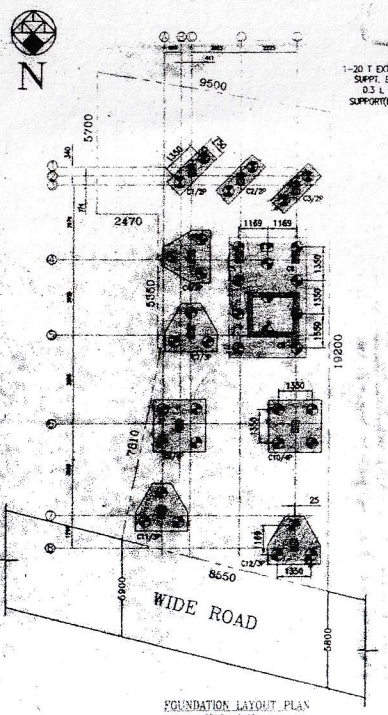

FOUNDATION LAYOUT PLAN

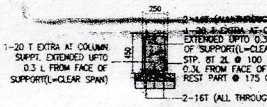

DETAIL OF TIE BEAM
MKD. TB-2(250X450)

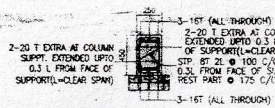

DETAIL OF TIE BEAM
MKD. TB-3(250X450)

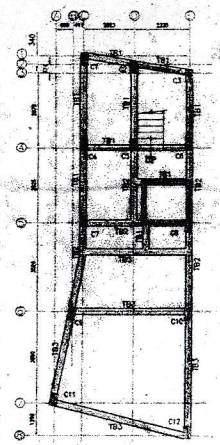

TIE BEAM LAYOUT PLAN

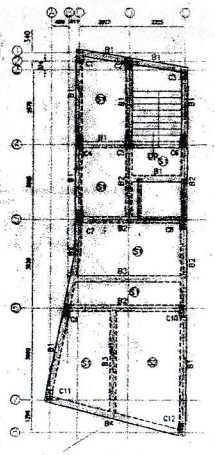

TYP. FLOOR BEAM LAYOUT PLAN

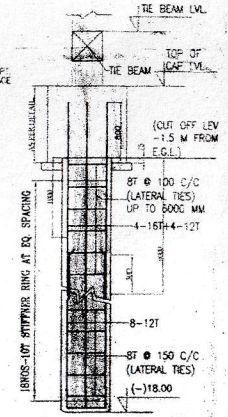

TYPICAL DETAIL OF PILE

SCALE - 1:25

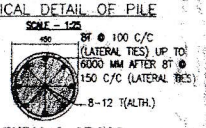

TYPICAL CROSS SECTION OF PILE



2.5 MM Ø ELECTROD SHALL BE USED FOR WELDING ONLY

MIN CEMENT CONTENT IN CONCRETE SHALL BE = 400Kg /m³

TYPE	DIA OF PILE	CUT-OF LEV.	REINFORCEMENT	CAPACITY
○	450 Ø	(-)1.5M	8-12 TOR	28.0T

PROPOSED SIX STORIED RESIDENTIAL BUILDING PLAN OF SRI ASHIM KUMAR DAS , AT MOUZA- SHYAMNAGAR, J.L. NO.- 32, IN R.S. DAG NO.- 1306 & 1305, R.S. KHATIAN NO.- 888, IN RESPECT OF MUNICIPAL HOLDING NO.- 1344, BANGUR AVENUE, WARD NO.- 29, UNDER SOUTH DUM DUM MUNICIPALITY, P.S.- DUMDUM, DISRICT- 24 PARGANAS (N).

NOTE:-

1. ALL DIMENSIONS ARE IN MM. UNLESS OTHERWISE MENTIONED.
2. ANY AMBIGUITY IN THE DRAWINGS SHOULD BE IMMEDIATELY BROUGHT TO THE NOTICE OF THE CONSULTANT BEFORE COMENCING
3. SUPER STRUCTURE : SUPER STRUCTURE SHALL BE OF 1ST CLASS BRICK IN 1:6 CEMENT MORTAR.
4. THIS DRAWING IS TO BE READ ALONG WITH ALL RELEVANT ARCHITECTURAL DRAWINGS.
5. ALL GRADE OF CONCRETE M25, UNLESS OTHERWISE NOTED.
6. ALL MATERIALS SHALL CONFORM TO RELEVANT I.S. CODES.
7. FOR STEEL GRADE Fe 500 AS PER I.S. 1786-2008.
8. ALL DISTRIBUTION BARS ARE 8T @ 250 C/C AND TO BE PROVIDED
9. ALL CHAIRS ARE 10T AND TO BE PROVIDED WHEREVER REQUIRED.
10. ALL SPACER BARS ARE 25T @ 300 C/C AND TO BE PROVIDED
11. LAPS, SPLICES & BOND LENGTH SHOULD BE 50 D WHERE 'D' IS DIA OF BAR.
12. FOUNDATION & PLINTH : BRICKWORK IN FOUNDATION & PLINTH SHALL BE OF 1ST CLASSBRICK IN 1:6 CEMENT MORTAR.
13. MINIMUM CLEAR COVER TO MAIN REINFORCEMENT IS AS FOLLOWS:

MEMBER	TOP	BOTTOM	SIDE
a. PILE	50	50	50
b. PILE CAP	75	75	75
c. COLUMN	40	40	40
d. FLOOR BEAM.	30	30	30
e. TIE BEAM.	30	30	30
f. FLOOR SLAB.	20	20	20

14. SPECIFIC GRAVITY OF THE BENTONITE SHALL BE MAINTAINED AT 1.1 TO 1.2 BEFORE CASTING OF PILE.

CERTIFICATE OF OWNER

CERTIFIED THAT I SHALL NOT ON A LATER DATE MAKE ANY ADDITION OR ALTERATION TO THIS PLAN SO AS TO CONVERT IT FOR MY USE OR ALLOW IT TO BE USED FOR SEPARATE FLATS PER STOREY/FLOOR.

CERTIFIED THAT I HAVE GONE THROUGH THE BUILDING RULES FOR THE SOUTH DUM DUM MUNICIPALITY AND ALSO UNDERTAKE TO ABIDE BY THOSE RULES DURING AND AFTER CONSTRUCTION OF THE BUILDING.

CERTIFIED THAT I ALSO UNDERTAKE TO REPORT OF COMMENCEMENT BEFORE SEVEN DAYS AND COMPLETION WOULD BE REPORTED WITHIN THIRTY DAYS. I UNDERTAKE TO REPORT THAT THERE IS NO COURT CASE OR ANY COMPLAIN FROM ANY CORNER OF MY PROPERTY AS PER PLAN.

I ALSO UNDERTAKE THAT I HAVE NOT SOLD OR TRANSFER ANY PART OF MY PROPERTY TO ANYBODY UPTILL NOW SOUTH DUM DUM MUNICIPALITY WILL NOT BE LIABLE IF ANY TYPE OF DISPUTE IF ARISES IN FUTURE.

Ashim Kumar Das

SIG. OF THE OWNER

CERTIFICATE OF ENGINEER

CERTIFIED THAT THE FOUNDATION & THE SUPERSTRUCTURE OF THE BUILDING THAT HEIN SO DESIGNED BY ME/US AS TO BE SAFE IN ALL RESPECT INCLUDING THE CONSIDERATION OF BEARING CAPACITY AND SETTLEMENT OF SOIL ETC. AS PER I.S.I.STANDARD & N. B. CODE.

CERTIFIED THAT THE PLAN HAS BEEN DESIGNED & DRAWN UP STRICTLY ACCORDING TO THE BUILDING RULES FOR THE SOUTH DUM DUM MUNICIPALITY.

I AS A STRUCTURAL DESIGNER HERE BY CERTIFY THAT I INDEMNIFY SOUTH DUM DUM MUNICIPALITY FROM ANY STRUCTURAL DEFECT AND/OR FAILURE OF THE BUILDING AFTER AND DURING OF THE CONSTRUCTION.

HOWEVER, STRUCTURAL DESIGN CALCULATION SHEET ARE SUBMITTED FOR REFERENCE & RECORD.

AMRAPALY SAHA
B.Arch, M.Arch (U.D)
CA/2024/174937

MITA SAHA
Licenced Building Survey...
KMC No-882 (I)

MITA SAHA
Licenced Building Surveyor
Class-I
No-SD/XI/L.B.S.II /20'

SIG. OF THE L.B.S

MS. MITA SAHA
M.I.E., M.E. (Struct), C.E.
F.M.C. ENE-92 (I)

MS. MITA SAHA
M.E. (Struct), M.E. CE
FIRM (GROUP)

SIG. OF THE ENGINEER